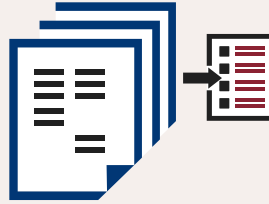


HIE Participation Use Cases for Health Insurance Payers




HEDIS REPORTING

SHINE of Missouri can provide NCQA standard supplemental data for payer HEDIS.



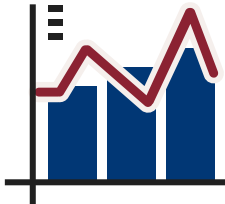
DATA EXTRACTS

SHINE of Missouri can provide data extracts that can be incorporated into payer information systems.



C-CDA & DIFFERENTIAL

After the initial set of data is provided to payers for their members, the HIE produces a differential report. This update report is delivered according to the requested frequency specified.



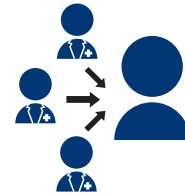
RISK ADJUSTMENT

SHINE of Missouri can provide diagnosis information to support payer risk adjustment for value-based payment models.



ALERTS

SHINE of Missouri can provide alerts to payer Care Coordinators and contracted providers to let them know a high risk patient has been admitted, discharged or transferred.



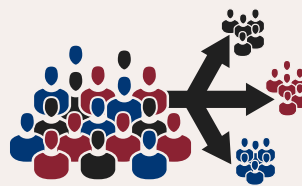
CARE COORDINATION

Care Coordinators can use the SHINE of Missouri Payer Portal to look up patients and review their longitudinal patient record ensuring better, safer and more informed decisions regarding patient care.



POPULATION HEALTH

SHINE of Missouri can produce dashboards using clinical data extracts to provide business intelligence in priority areas such as high risk, rising risk and gaps in preventive care delivery, among others.



HEALTH DISPARITIES

SHINE of Missouri can support payers in identifying health disparities such as race and ethnicity patterns in receiving preventive care and implementing innovative technology driven solutions to support medically vulnerable patients.



QUALITY REPORTS

SHINE of Missouri can provide quality reports for payers on select groups of patients by provider, practice or hospital.



DASHBOARDS

SHINE of Missouri can provide dashboards to identify member gaps in care, high risk patients, 30 day readmissions, quality metrics, care utilization, population health and behavioral health metrics.



CODING

SHINE of Missouri can support providers in more completely coding patient diagnosis to support payer risk adjustment.

CONNECT.
ANALYZE.
ENGAGE.
TRANSFORM.

HIE Participation Use Cases for Health Insurance Payers

Functionality and the data derived from the health information exchange can provide enormous value to health insurance companies in a variety of ways. It is important to note the health information exchange must be gathering the data in an enterprise data warehouse and possess the capability to run analytics across the data to aggregate it into usable reports.

The data derived from health information exchange is generally considered to be superior to the standard claims data that insurance providers and others have typically used for business intelligence purposes. This is due to the near real-time nature of the data as well as the completeness of the data including the results from physician orders. The most common use cases are listed on the reverse side.

Contact Jonathan Smith to learn how SHINE of Missouri can help with:

- Utilization Management;
 - Care Management;
 - Claims Adjudication;
- ...and More!

CONNECT.
ANALYZE.
ENGAGE.
TRANSFORM.

Jonathan Smith
Regional Manager
SHINE of Missouri
jsmith@SHINEofMissouri.com
844.424.4370
www.SHINEofMissouri.com